

Welcome to Year One



Miss Bowles
and Mrs Clausen

Learning Support Assistants

- 1B - Mrs Flack
- 1C - Mrs Wise
- Miss Fish will also be supporting both classes.
- Planning, Preparation and Assessment (PPA) cover is on Friday afternoons covered by Mrs Martin and Mrs Richardson.



General information

- Please label all clothing and belongings.
- Your child needs a named water bottle in class ideally with a lid their can open independently.
- Home time collection - if there are any changes from the usual list of adults that can collect your child, please inform us by emailing the office, phoning the school or a note in the diary.
Unfortunately, we can't allow a child to go with an adult unless there is parental consent.



School Uniform

All children must be in correct school uniform:

- Shoes must be black, no slip on shoes and no open toed sandals or boots.
- No jewellery is to be worn in school.
- Bags must be appropriate school bags or backpacks, no handbags or suitcase style bags.
- Hair longer than collar length must be tied up with a black, white or navy blue hairband, extremes of fashion such as shaved patterns / lines or partings, colours, very short hair on one side with longer on the other etc. are not allowed.

Winter (Term 2, 3 and 4)



Summer (Term 1, 5 and 6)



P.E.

- We are very lucky to have a P.E. specialist who is coming in to provide lessons throughout the school.
- Our P.E days will be:
 - Term 1 - Monday and Tuesday
 - Term 2, 3, 4 and 6 - Monday and Wednesday
 - Term 5 - Tuesday and Wednesday.
- Your children require named school P.E. kit.
 - T-shirt (house colour)
 - plain navy tracksuit top
 - plain navy tracksuit bottoms or navy shorts
 - trainers
- The children can come to school wearing their P.E. kit.



Communication with your child's teacher:

Reading Diary/Contact Book: If you would like to pass on a message to your child's class teacher or request a phone call, please use the reading diary provided by the school. Teachers check these regularly and will respond as needed or contact you at their earliest convenience.

Email: For longer or more detailed communications, email is preferred. Please send emails to the school office and they will ensure it is forwarded to the teacher. Please allow up to 48 hours for a response, as teachers may be busy with classroom responsibilities. Please use the parent email parents@st-thomasmore.medway.sch.uk


Appointment: For more in-depth discussions, you can schedule an appointment with the teacher. To do this, please contact teacher to arrange a convenient time.

Parents Evening: These are scheduled two times a year. We encourage you to attend these meetings to discuss your child's progress and attainment. We ask that if you have concerns about your child, that you contact the teacher, rather than wait for parents evening, so it can be dealt with swiftly.

ClassDojo: ClassDojo will **NOT** be used to message teachers directly. Teachers will continue to post homework and inform parents of upcoming events. Teachers will only respond to queries made in the comment box on relevant posts.

Open Door Policy: We will continue to have an open door policy at the end of the school day. Please feel free to communicate with your child's teacher face-to-face so that issues can be resolved quickly.

Reading books



- Children will come home with two books. One will be selected by teaching staff appropriate with their phonics level and the other, a reading for pleasure book chosen by the child.
- Children are encouraged to keep the same book for a few days especially with longer texts to build confidence.
- Children need to be able to understand and discuss what they have read before they change level. Each reading level has multiple objectives which they must meet confidently until they can move up a level. Sometimes, a child who can confidently read all the words in the book, often struggles to understand the story. This is why we do not rush the child through the stages.
- Children learn to read in a variety of ways
 - Sight words - word cards
 - Decoding
 - Phonics
 - Picture clues
 - Context cues - i.e. does it make sense?
- When you have read at home with your child please record this in their reading diary.

Don't forget that daily reading can include...

- A recipe
- Instructions (e.g. constructing a Lego toy)
- Labels and captions
- Street and advertising signs
- A menu
- Timetable
- A map
- Lists (e.g. shopping, contents)
- A Prayer or hymn
- Songs and nursery rhymes
- Comics and magazines
- A book from home
- Kindle books
- A library book
- Above all...it should be fun!



Phonics

- We teach phonics by using mnemonics such as 'oi, oi coin' and 'oa, oa boat'.
- The statutory Phonics Screening Test is held in June (please don't take your child on holiday during this time) and consists of 40 words- 20 real words and 20 pseudo or 'alien' words.



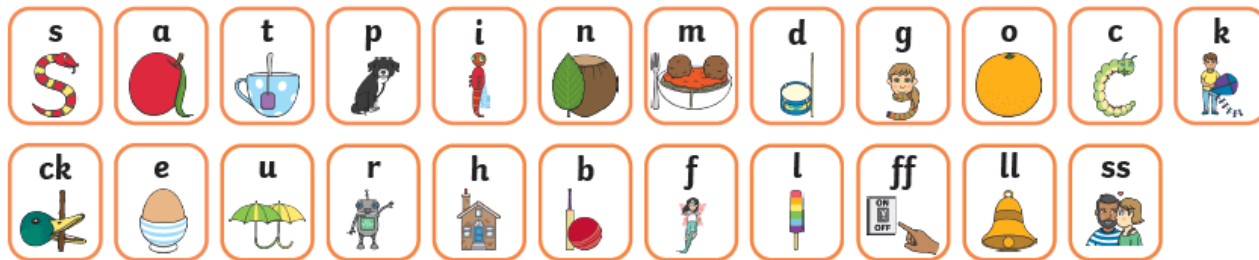
oa oa boat
(real word)



sproong
(pseudo word)

- The children are not aware that this is a test as we administer it the same as we do in all our practises.

Level 2 Sounds



Level 3 Sounds



Level 5 Sounds



Fine Motor Skills and Handwriting in Year 1

In Year 1, children will develop their fine motor skills through a range of activities.

We will also teach and support your children to:

- sit correctly at a table, holding a pencil comfortably and correctly.
- begin to form lower-case letters in the correct direction, starting and finishing in the right place.
- form capital letters
- form digits 0-9
- understand which letters belong to which handwriting 'families' (i.e. letters that are formed in similar ways) and to practise these.

Children will continue to print their letters as they have been taught in Foundation Stage. Children will begin to understand how to join letters towards the end of Year 1.

Set 1

c a o d g q s f e

Set 2

i l t u j y

Set 3

r n m h k b p

Set 4

v w x z

a b c d e f g h i j k l m n o p q r s t u v w x y z

RE



- RE is taught using 'The way, the truth and the life' throughout the school and heavily based around scripture.. The curriculum provides opportunities to develop knowledge and understanding of other religions and beliefs. Children are encouraged to be respectful of the opinions and values of others.
- Whole school and Key Stage Celebration of the Word will be weekly.
- Above all, children are encouraged to live out our school values of compassion, confidence, resilience, happiness, ambition, and to be reflective and respectful in their everyday lives.

Maths

We plan lots of practical maths activities to promote problem solving and mathematical thinking. We follow the White Rose scheme of learning.

	Week 1	Week 2	Week 3	Week 4	Week 5	Week 6	Week 7	Week 8	Week 9	Week 10	Week 11	Week 12
Autumn	<div>Number</div> <div>Place value</div> <div>(within 10)</div> <div>FREE TRIAL</div> <div>VIEW</div>					<div>Number</div> <div>Addition and subtraction</div> <div>(within 10)</div> <div>VIEW</div>					<div>Geometry</div> <div>Shape</div> <div>VIEW</div>	<div>Consolidation</div>
Spring	<div>Number</div> <div>Place value</div> <div>(within 20)</div> <div>VIEW</div>		<div>Number</div> <div>Addition and subtraction</div> <div>(within 20)</div> <div>VIEW</div>		<div>Number</div> <div>Place value</div> <div>(within 50)</div> <div>VIEW</div>		<div>Measurement</div> <div>Length and height</div> <div>VIEW</div>	<div>Measurement</div> <div>Mass and volume</div> <div>VIEW</div>				
Summer	<div>Number</div> <div>Multiplication and division</div> <div>VIEW</div>		<div>Number</div> <div>Fractions</div> <div>VIEW</div>	<div>Geometry</div> <div>Position and direction</div> <div>VIEW</div>	<div>Number</div> <div>Place value</div> <div>(within 100)</div> <div>VIEW</div>		<div>Measurement</div> <div>Money</div> <div>VIEW</div>	<div>Measurement</div> <div>Time</div> <div>VIEW</div>		<div>Consolidation</div>		

Topic/ Humanities



- Term one - Toys
 - Term two - Inspirational figures - Guy Fawkes
 - Term three - Space
 - Term four - Dinosaurs and Fossils
 - Term five - Africa
 - Term six - Pirates
-
- In Term 4, we aim to book in a visit from Maidstone Museum to explore and see real life fossils.
 - In Term six our school trip is usually at Chatham Historical Dockyard where the children are encouraged to dress up as pirates for the day!

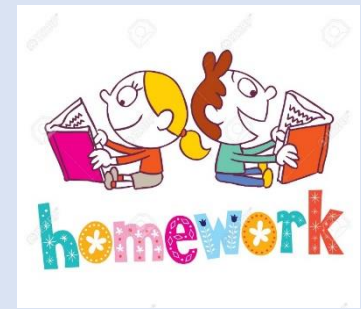
Homework grids

Homework will be posted on Class Dojo and will mainly be Purple Mash 'to dos' or MyMaths activities as well as an English task that can be completed in their homework jotter.

Maths challenge

Each week your child will complete a maths challenge which is a timed activity. If they get full marks they are awarded a certificate and move on to the next challenge. This is a great way to improve their mental maths throughout their schooling.

(Please note times tables are not on the Year 1 curriculum.)



1 Number facts to 5 (addition)

Name.....

1	+	3	=	
3	+	2	=	
0	+	2	=	
1	+	4	=	
1	+	1	=	
5	+	0	=	
2	+	1	=	
4	+	0	=	
2	+	1	=	
0	+	5	=	
0	+	3	=	
2	+	3	=	
1	+	0	=	
3	+	1	=	
3	+	0	=	
4	+	1	=	
2	+	0	=	
0	+	4	=	
1	+	2	=	
2	+	2	=	

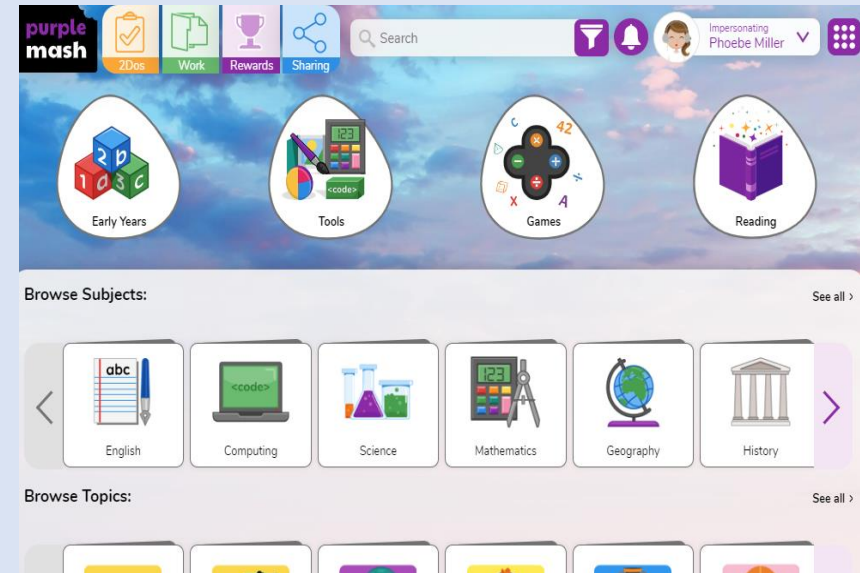
What is Purple Mash?

'Purple Mash is the digital vault of resources, games, tools and activities that's easily searchable by whichever area of the curriculum you're learning. It is fully mapped to the National Curriculum.'

Why use Purple Mash?

We use Purple Mash as a school to teach our Computing curriculum. Alongside this, we use Purple Mash for other areas of the curriculum such as English, reading, maths, times tables, music, art, humanities, spellings etc.

Occasionally, homework will be set on Purple Mash. Your child's log in is in the inside cover of their diary. Purple Mash can be used at home to extend children's learning, particularly in spellings, reading and times tables as answers to games/quizzes are marked at the click of a button providing immediate feedback.

The image shows a login form for St Thomas More Catholic Primary School. It features the school's crest on the left. The form includes fields for 'Username or email' and 'Password', a 'Log in' button, and links for 'Forgot password?' and 'Can't Log in?'. The school's name is displayed at the top of the form area.

St Thomas More Catholic Primary School

St Thomas More Catholic Primary School

[Not my school, choose another?](#)

Username or email

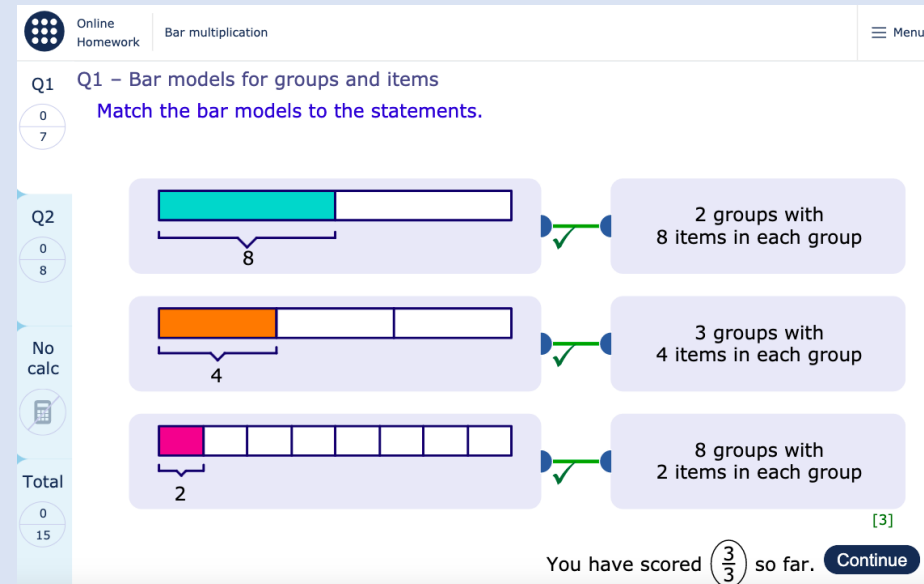
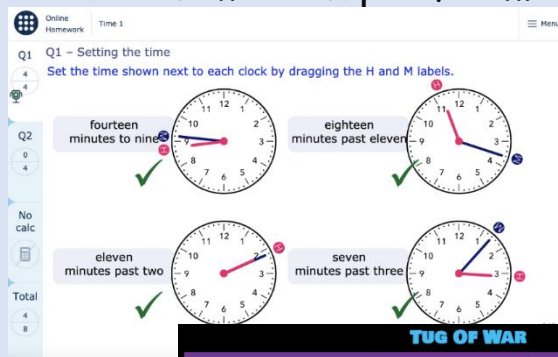
Password

Log in

[Forgot password?](#) [Can't Log in?](#)

What is MyMaths?

MyMaths is a whole-school interactive resource for use both in the classroom and at home. It is used to increase mathematical fluency and consolidate learning. Predominantly, we will be using MyMaths as an online homework platform.



Why use MyMaths?

MyMaths offers interactive lessons and homework tasks, all of which are matched to the National Curriculum. Children's answers are marked at the click of a button, providing immediate feedback. If children choose to, they can try homework tasks again. In fact, the resource provides limitless practice. In addition, MyMaths has a wide variety of games designed to motivate pupils to consolidate their maths skills whilst enhancing their enjoyment of the subject.

MyMaths

- MyMaths is monitored by the class teacher
- Each time a task is attempted, the questions are changed but are following the same strand of Maths being covered
- We can see how many times an activity is attempted
- CT will not comment on every attempt or task

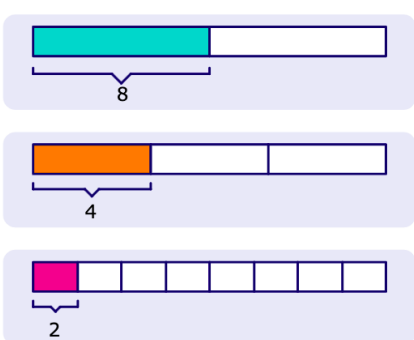
Online Homework Bar multiplication Menu

Q1 Q1 – Bar models for groups and items
Match the bar models to the statements.

Q2
0
7

No calc

Total
0
15



2 groups with 8 items in each group

3 groups with 4 items in each group

8 groups with 2 items in each group

[3]

You have scored $\frac{3}{3}$ so far. Continue



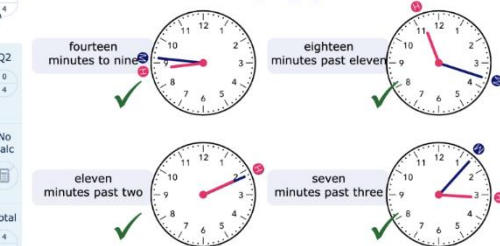
Online Homework Time 1 Menu

Q1 Q1 – Setting the time
Set the time shown next to each clock by dragging the H and M labels.

Q2
0
4

No calc

Total
4
8



fourteen minutes to nine

eighteen minutes past eleven

eleven minutes past two

seven minutes past three

[4]

You have scored 4 out of 4 for this question.

Outdoor Learning



OPAL

At St Thomas More, we have adopted the OPAL Primary Programme (Outside Play and Learning) to promote freedom for children to explore play in their own imaginative ways, using found and gathered resources in the natural outdoor environment during lunch times. Our grounds are fantastic but have been significantly underused during the winter /spring months due to the wet field area. As a result, we have decided to open up specific areas of the grounds during the winter months as long as children have the correct outdoor wear.

Please ensure that your child has a pair of wellington boots in school, which can be kept here permanently. Suitable coats/ rainsuits are also recommended as the weather changes.

If you have any old wellies you would be willing to donate, we would be grateful for them too.

Mrs Baxter and the Play Team are looking forward to :

- Children accessing more areas of the school grounds during the winter/spring months
- Children exploring, building dens, running, hiding, having fun and getting dirty
- Children involved in activities other than those with a sports focus
- Children taking responsibility for themselves, their games, each other, the environment and their resources

If you would like more information on OPAL, please visit their website at <http://outdoorplayandlearning.org.uk>

Muddy Puddles

We also follow The Muddy Puddle Approach, which is a type of outdoor learning that allows the children to be outside whilst still embedding and learning academic curriculum linked subjects. So, rather than only doing number work in books we will also take the learning outside.

For example, we could make number ladders from sticks and jump up the ladders counting in 10's!

The Muddy Puddle Teacher ideas are all really fun and make the children feel as if they are playing whilst learning at the same time.

You can find out more and get free resources for home at:

www.themuddypuddleteacher.co.uk



Year One Expectations

Our Golden Rules

- 1) Follows instructions. Listen to all adults working in the school.
- 2) Be gentle, kind and polite, keep hands, feet and unkind words to yourself.
- 3) Value people's belongings and respects the school's and other people's property.
- 4) Be honest and tell the truth.



**GOLDEN
RULES**

Thank you for your continued support.
If you have any questions please feel
free to ask us.